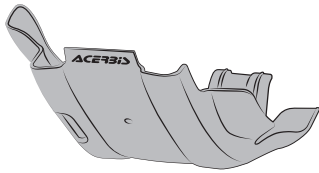


SKID PLATE KTM SX-TC 250 SOTTOMOTORE KTM SX-TC 250

COD. 500005463 REV.5

ACERBIS PARTS



A - (1 PCS)



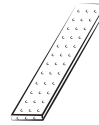
B - (1 PCS)




C - (2 PCS)



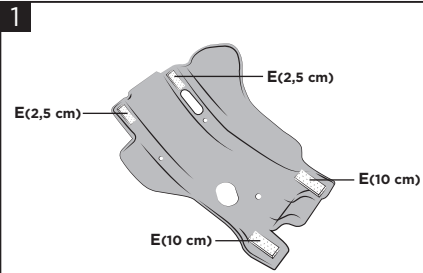
D - (2 PCS)



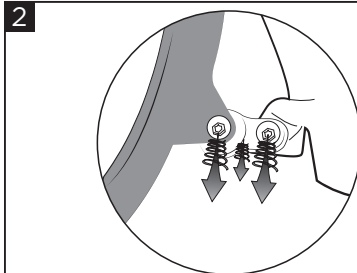
E - (1 PCS)



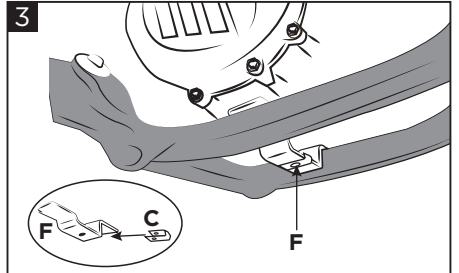
F - (1 PCS)



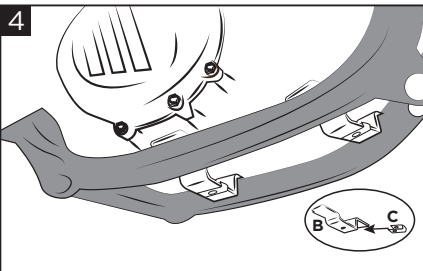
1
Cut the sponge (E) and install it following the dimensions and positions indicated.
Tagliare la spugna (E) ed installarla seguendo le misure e posizioni indicate.



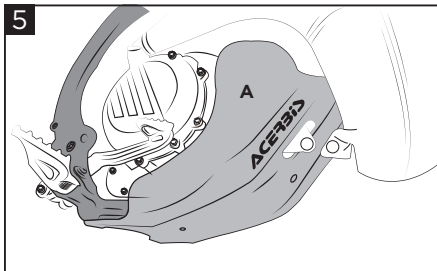
2
Remove the Silent Block.
Rimuovere il Silent Block.



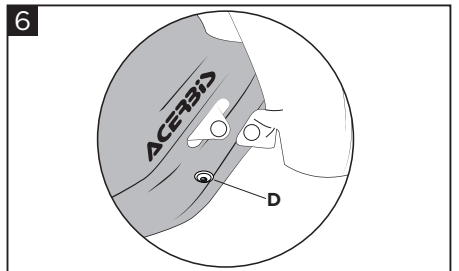
3
Assemble the clip (C) on the clamp (F). Place the first clamp (F) on the backward frame.
Assemblare la clip (C) sulla staffa (F). Appoggiare la prima staffa (F) posteriormente sul telaio.



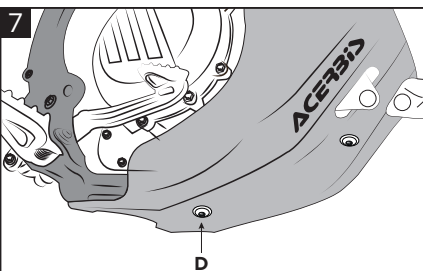
4
Assemble the clip (C) on the clamp (B). Place the second clamp (B) on the forward frame.
Assemblare la clip (C) sulla staffa (B). Fissare la seconda staffa (B) anteriormente sul telaio.



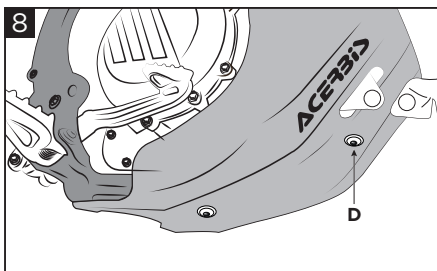
5
Place the skid plate (A) on the frame.
Posizionare il sottomotore (A) sul telaio.



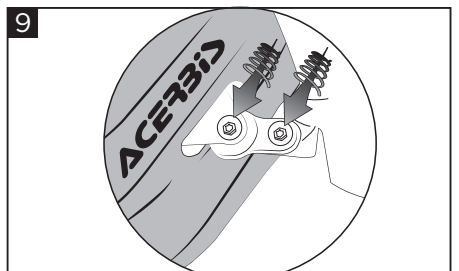
6
Fasten the first clamp's screw (D) without tighten it.
Fissare la prima vite staffa (D) senza stringere.



7
Fasten the second clamp's screw and tighten it.
Fissare la seconda vite staffa e serrarla.



8
Tighten the first clamp's screw.
Serrare la prima vite staffa.



9
Reassemble the Silent Block.
Rimontare il Silent Block.

WARNING!

Use Acerbis' products at your own risk. Check the safety of your device before you ride. Be sure that you follow the instructions for installing the Acerbis' products. Do not ride if there is missing or damaged hardware. If this is the case, take the item immediately back to your dealer. Make sure the throttle and other controls are free every time you ride. Not following these instructions and warnings could lead to interference with the controls, loss of control, and accidents. Acerbis recommends that installation must be done by a licensed mechanic and that only Acerbis' original parts are used during installation. Acerbis makes no guarantees or representations, express or implied, regarding the fitment of its product for any particular purpose. Acerbis makes no guarantees or representations, express or implied, regarding the extent to which its products protect individuals or property from injury or death or damage.

EUROPE

ACERBIS ITALIA S.P.A.
VIA SERIO, 37
24021 ALBINO (BG)
ITALY

U.S.A.

ACERBIS U.S.A. INC.
MAIL P.O. BOX 2030
SUN VALLEY, ID 83353
SHIP 110 LINDAY CIRCLE
KETCHUM, ID 83340
U.S.A.

UNITED KINGDOM

ACERBIS U.K LTD
UNIT 2 LUTON ENTERPRISE PARK
SUNDON PARK ROAD
LUTON, BEDFORDSHIRE LU3 3GU
GREAT BRITAIN